



TerraViva.com.br

O site para o agronegócio do leite

Importações de Leite Fluído - 2016

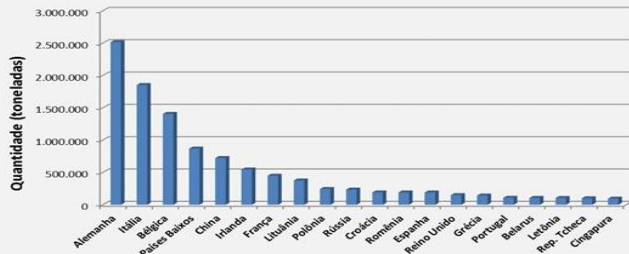
G100[®]



RANKING – TOP 20

Fonte: Comtrade – Elab. www.terraviva.com.br

Top 20 - Maiores importadores de leite fluido - 2016

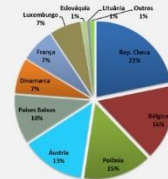
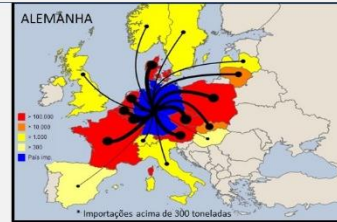


Preço médio do Kg de leite importado em US\$ - 2016



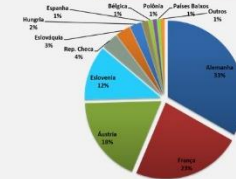
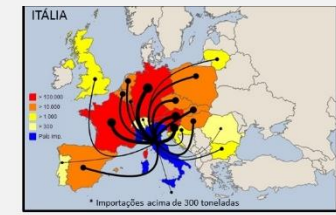
MAPAS – TOP 5

ALEMANHA



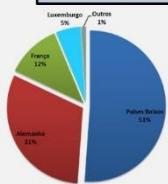
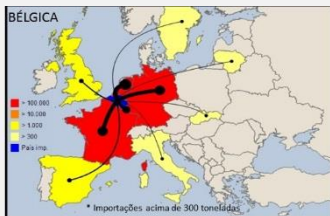
Quantidade Total = 2.515.955.811
Valor Total = 1.090.729.374 U\$
Preço Médio = 0,43 US\$ /KG
2015 ⇒ 2016 = + 7,5%

ITÁLIA



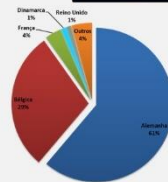
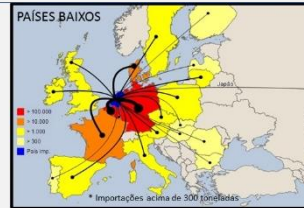
Quantidade Total = 1.853.032.954 KG
Valor Total = 763.152.081 US\$
Preço Médio = 0,41 US\$ /KG
2015 ⇒ 2016 = - 12%

BÉLGICA



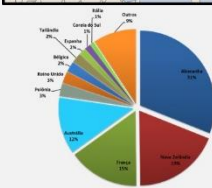
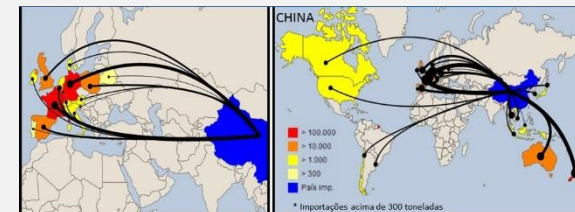
Quantidade Total = 1.405.745.082 KG
Valor Total = 701.291.591 US\$
Preço Médio = 0,50 US\$ /KG
2015 ⇒ 2016 = + 9,7%

PAÍSES BAIXO



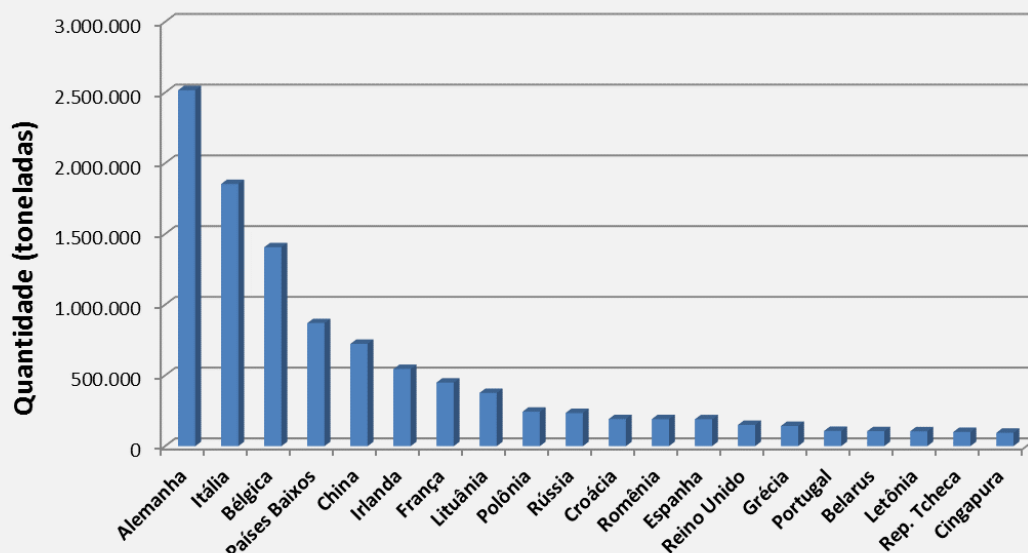
Quantidade Total = 869.339.782 KG
Valor Total = 505.690.360 US\$
Preço Médio = 0,58 US\$ /KG
2015 ⇒ 2016 = + 22%

CHINA



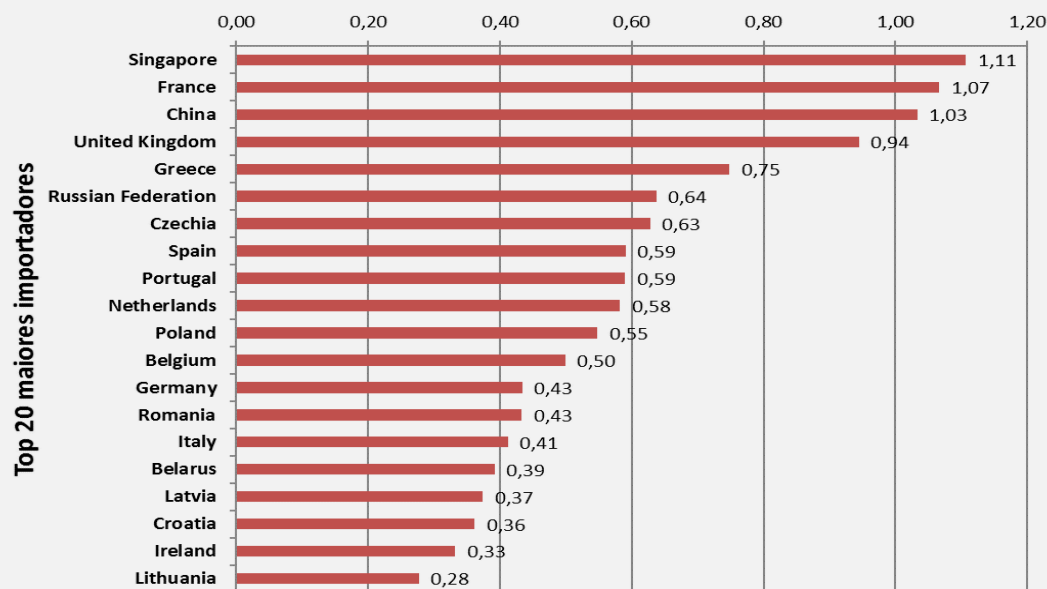
Quantidade Total = 722.760.055 KG
Valor Total = 746.768.279 US\$
Preço Médio = 1,03 US\$ /KG
2015 ⇒ 2016 = + 33%

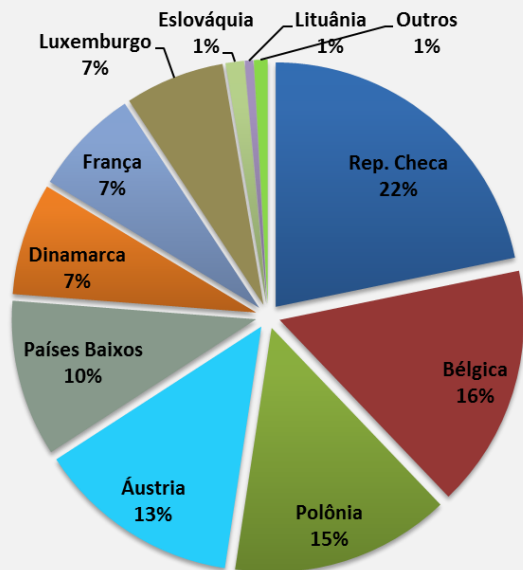
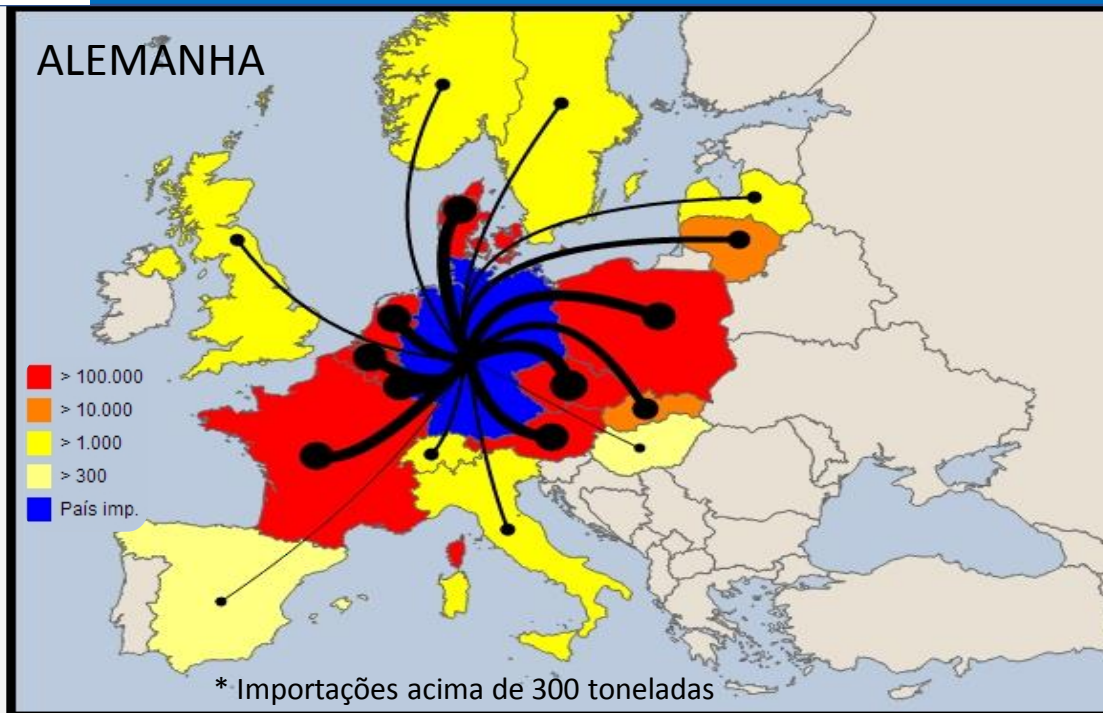
Top 20 - Maiores importadores de leite fluído - 2016



País	Peso líquido (kg)	Valor(US\$)
Alemanha	2.515.955.810	1.090.729.374
Itália	1.853.032.954	763.152.081
Bélgica	1.405.745.082	701.291.591
Países Baixos	869.339.782	505.690.360
China	722.760.055	746.768.279
Irlanda	545.087.309	181.040.710
França	449.459.326	479.179.392
Lituânia	375.752.029	103.993.076
Polónia	243.341.022	133.414.352
Rússia	234.258.362	149.209.103
Croácia	191.145.952	69.187.503
Romênia	190.709.305	82.641.752
Espanha	189.449.874	111.896.982
Reino Unido	149.701.232	141.443.139
Grécia	142.618.603	106.679.107
Portugal	107.333.453	63.305.885
Belarus	105.272.640	41.218.400
Letônia	104.285.541	38.973.311
Rep. Tcheca	100.005.636	62.799.154
Cingapura	94.551.886	104.625.360

Preço médio do Kg de leite importado em US\$ - 2016



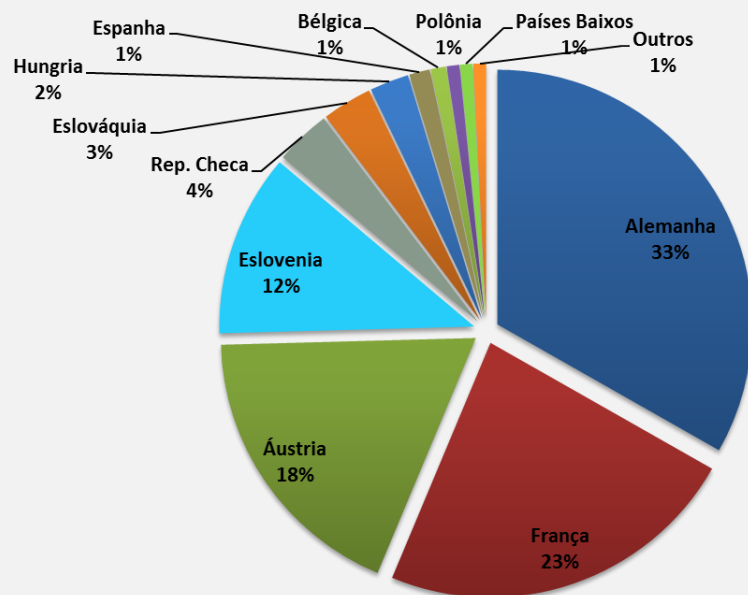
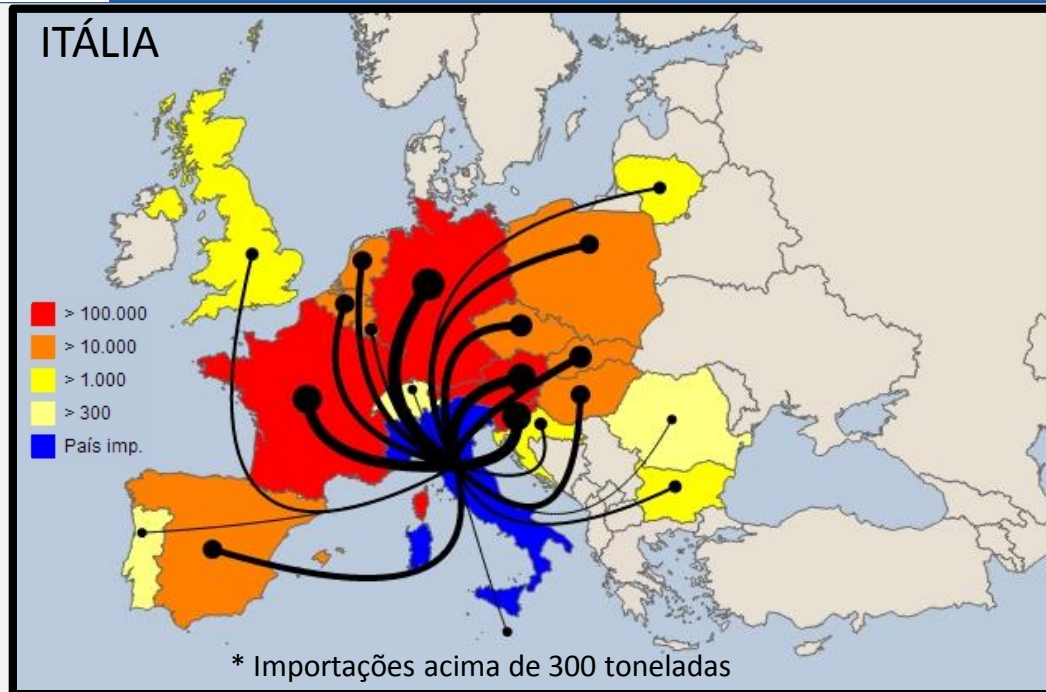


Quantidade Total = **2.515.955.810 KG**

Valor Total = **1.090.729.374 US\$**

Preço Médio = **0,43 US\$ /KG**

2015 \implies **2016 = + 7,9 %**

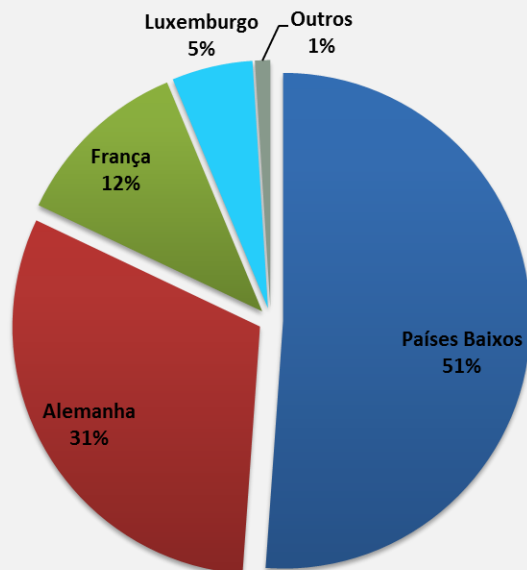
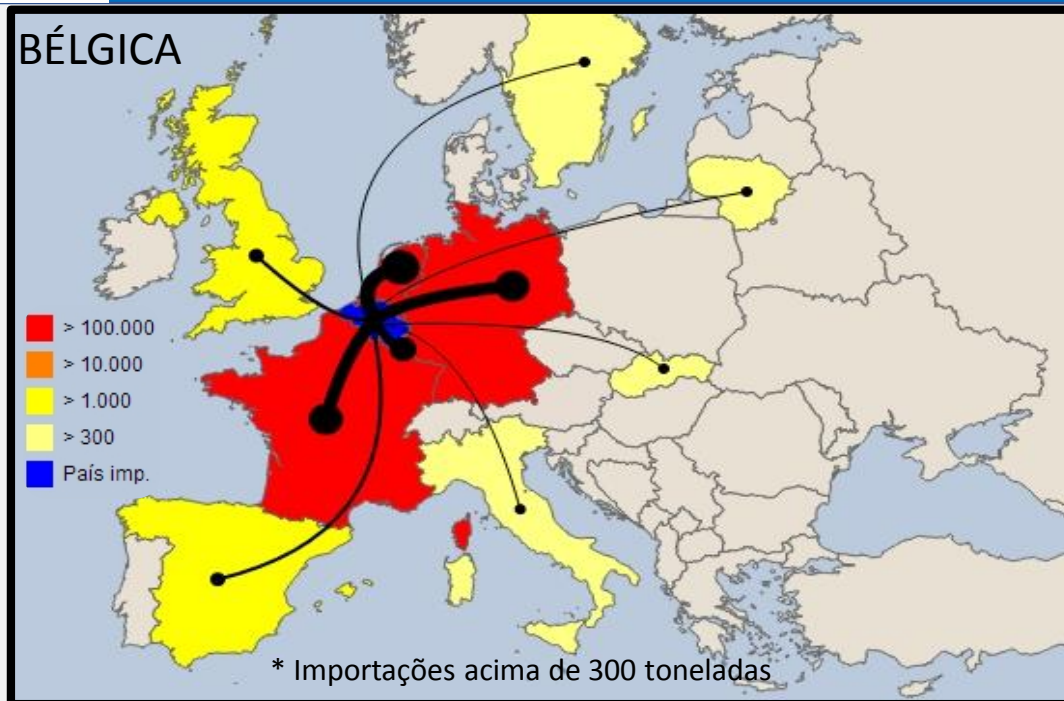


Quantidade Total = **1.853.032.954 KG**

Valor Total = **763.152.081 US\$**

Preço Médio = **0,41 US\$ /KG**

2015 \Rightarrow **2016 = -12%**

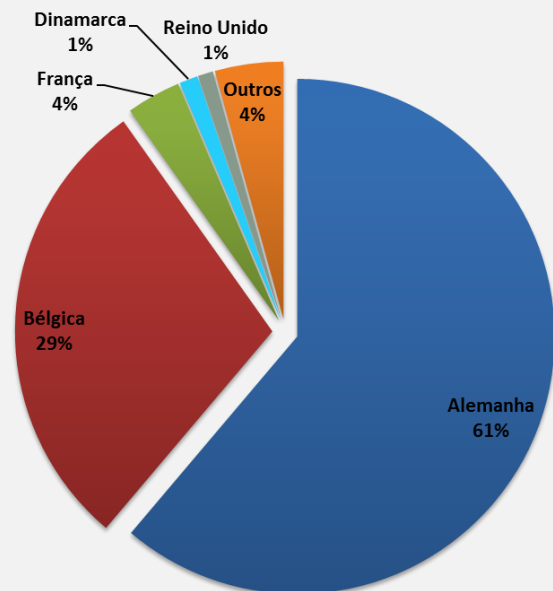
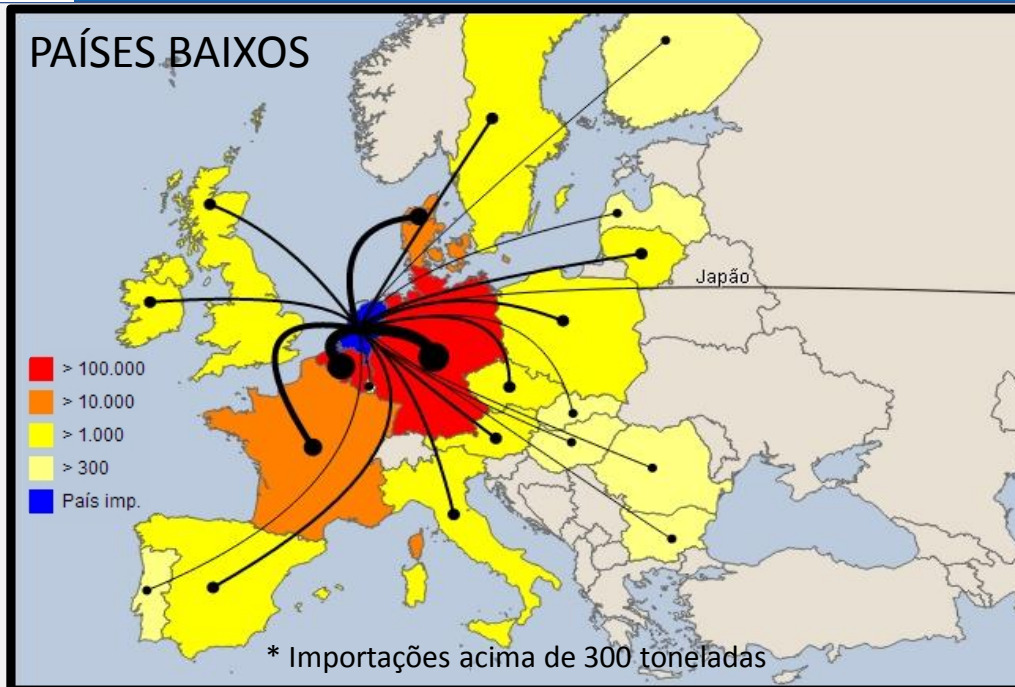


Quantidade Total = **1.405.745.082 KG**

Valor Total = **701.291.591 US\$**

Preço Médio = **0,50 US\$ /KG**

2015 \Rightarrow **2016 = + 9,7 %**

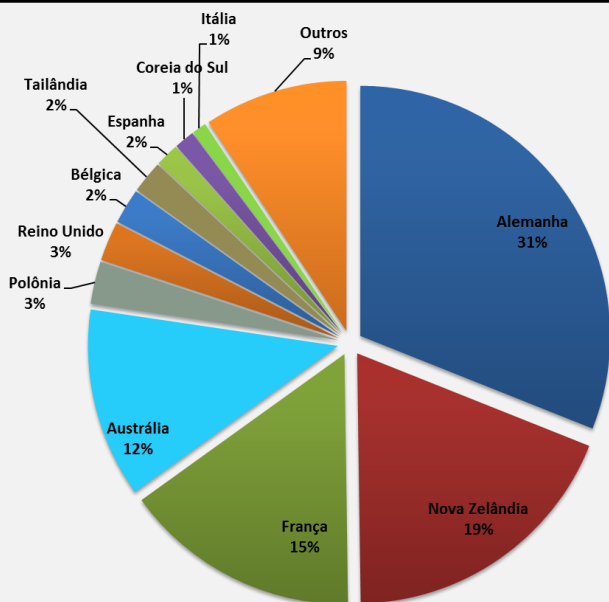
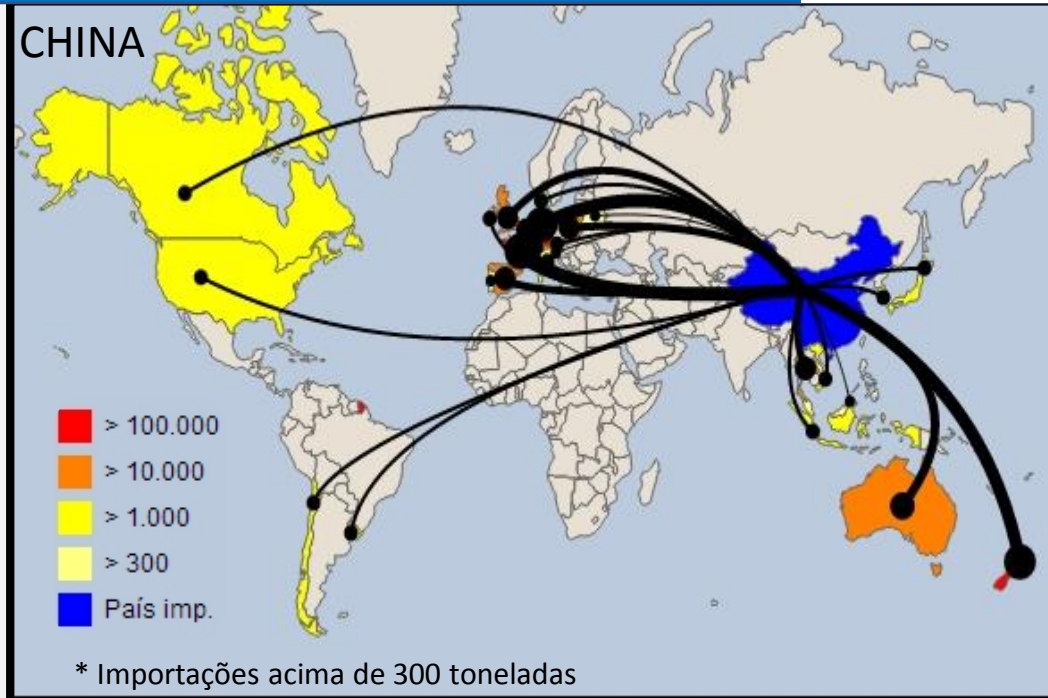
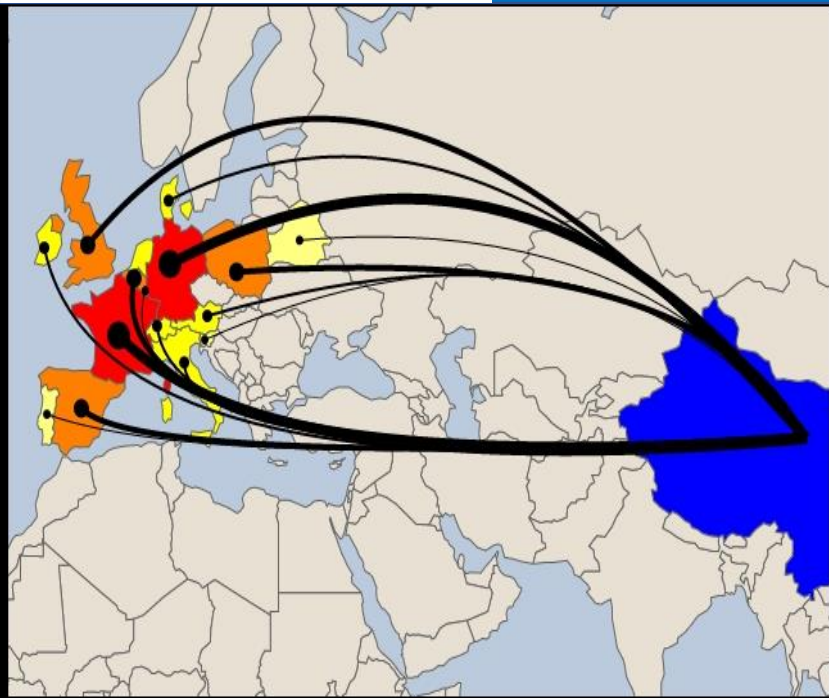


Quantidade Total = **869.339.782 KG**

Valor Total = **505.690.360 US\$**

Preço Médio = **0,58 US\$ /KG**

2015 \Rightarrow **2016 = + 22 %**



Quantidade Total = **722.760.055 KG**

Valor Total = **746.768.279 US\$**

Preço Médio = **1,03 US\$ /KG**

2015 **⇒** **2016 = + 33 %**