



TerraViva.com.br

O site para o agronegócio do leite

Importações de Leite em Pó Integral - 2016

G100[®]

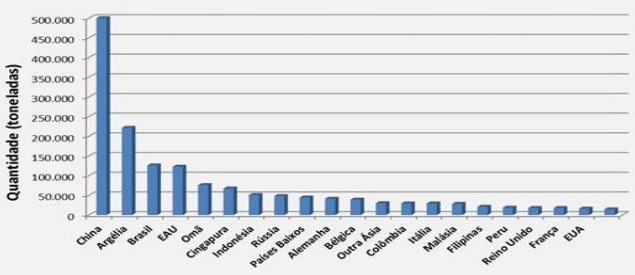


RANKING – TOP 20

MAPAS – TOP 5

Fonte: Comtrade – Elab. www.terraviva.com.br

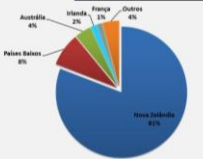
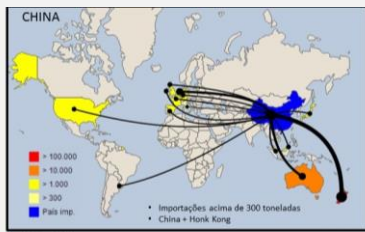

Top 20 - Maiores importadores de LPI - 2016



Preço médio do Kg de LPI importado em US\$ - 2016

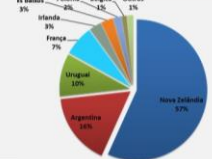
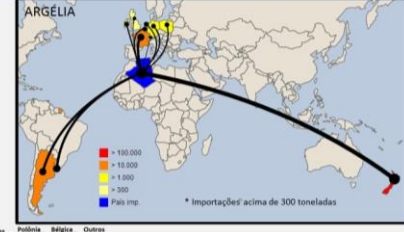


CHINA



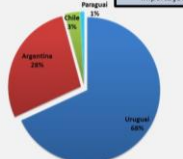
Quantidade Total = 502.009.465 KG
Valor Total = 2.431.090.111 US\$
Preço Médio = 4,84 US\$ /KG
2015 ⇒ 2016 = + 20 %

ARGÉLIA



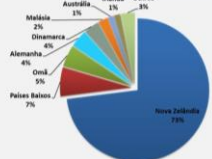
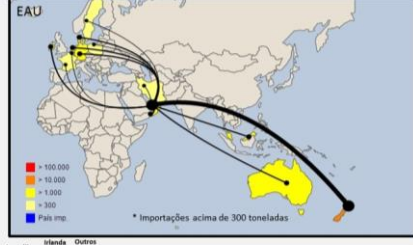
Quantidade Total = 221.477.103 KG
Valor Total = 542.369.882 US\$
Preço Médio = 2,45 US\$ /KG
2015 ⇒ 2016 = - 0,9 %

BRASIL



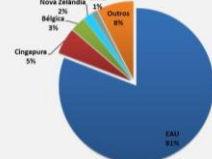
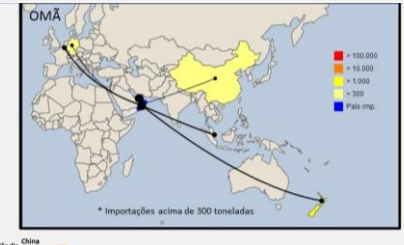
Quantidade Total = 126.081.142 KG
Valor Total = 328.566.549 US\$
Preço Médio = 2,61 US\$ /KG
2015 ⇒ 2016 = + 115 %

EAU



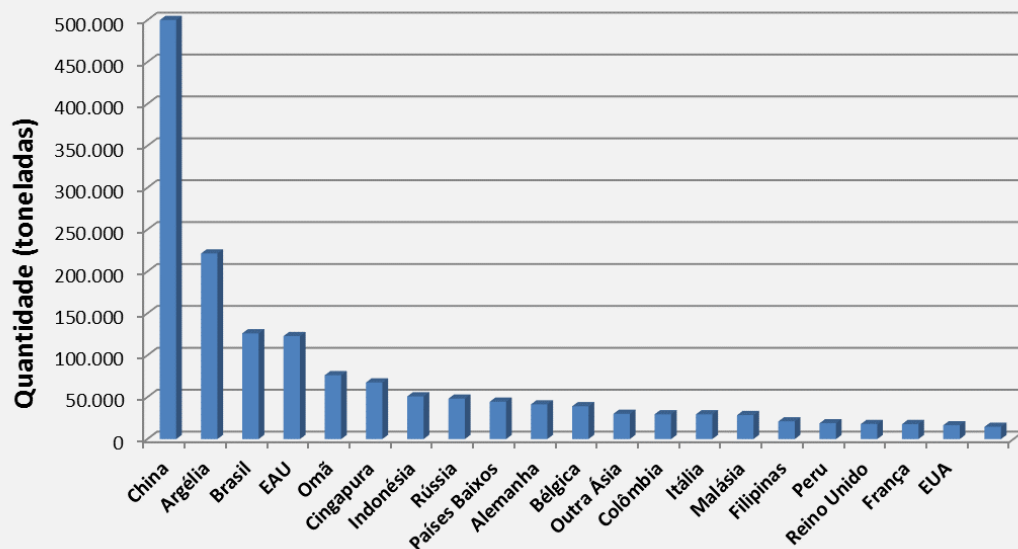
Quantidade Total = 122.857.131 KG
Valor Total = 297.257.891 US\$
Preço Médio = 2,42 US\$ /KG
2015 ⇒ 2016 = - 20 %

OMÃ



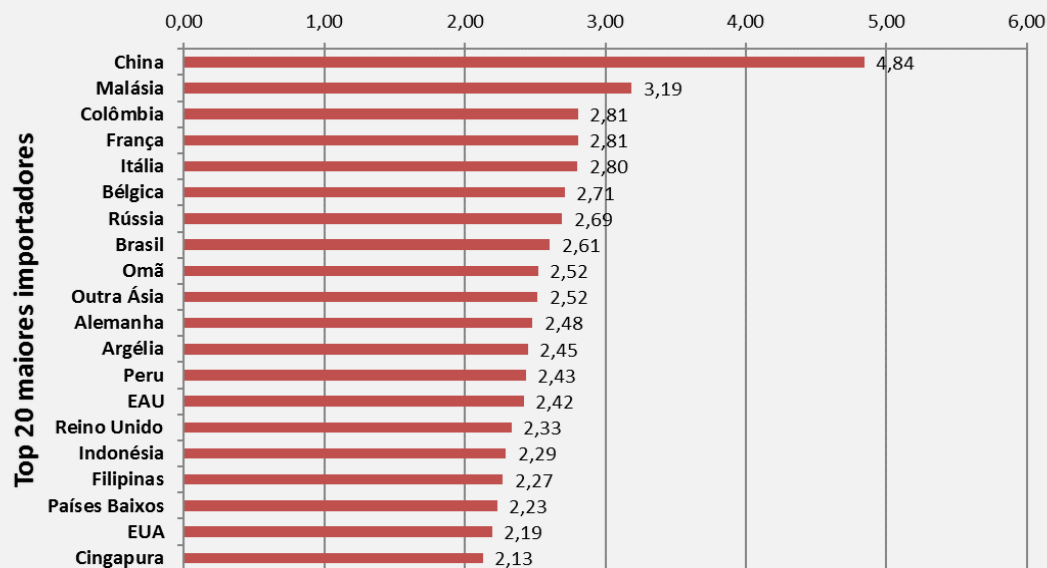
Quantidade Total = 76.117.572 KG
Valor Total = 191.782.826 US\$
Preço Médio = 2,52 US\$ /KG
2015 ⇒ 2016 = - 13 %

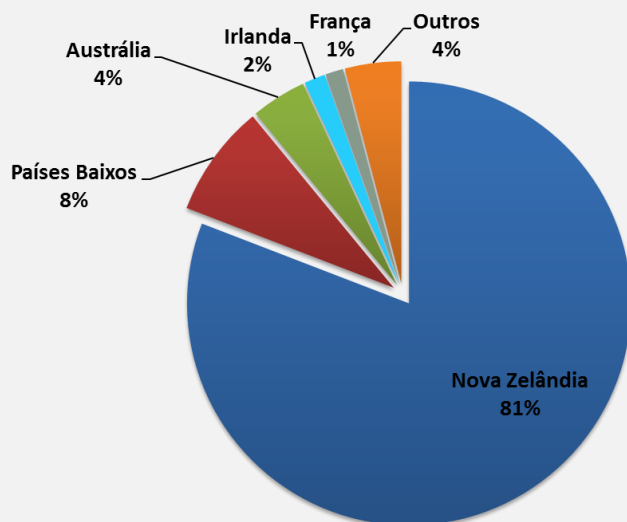
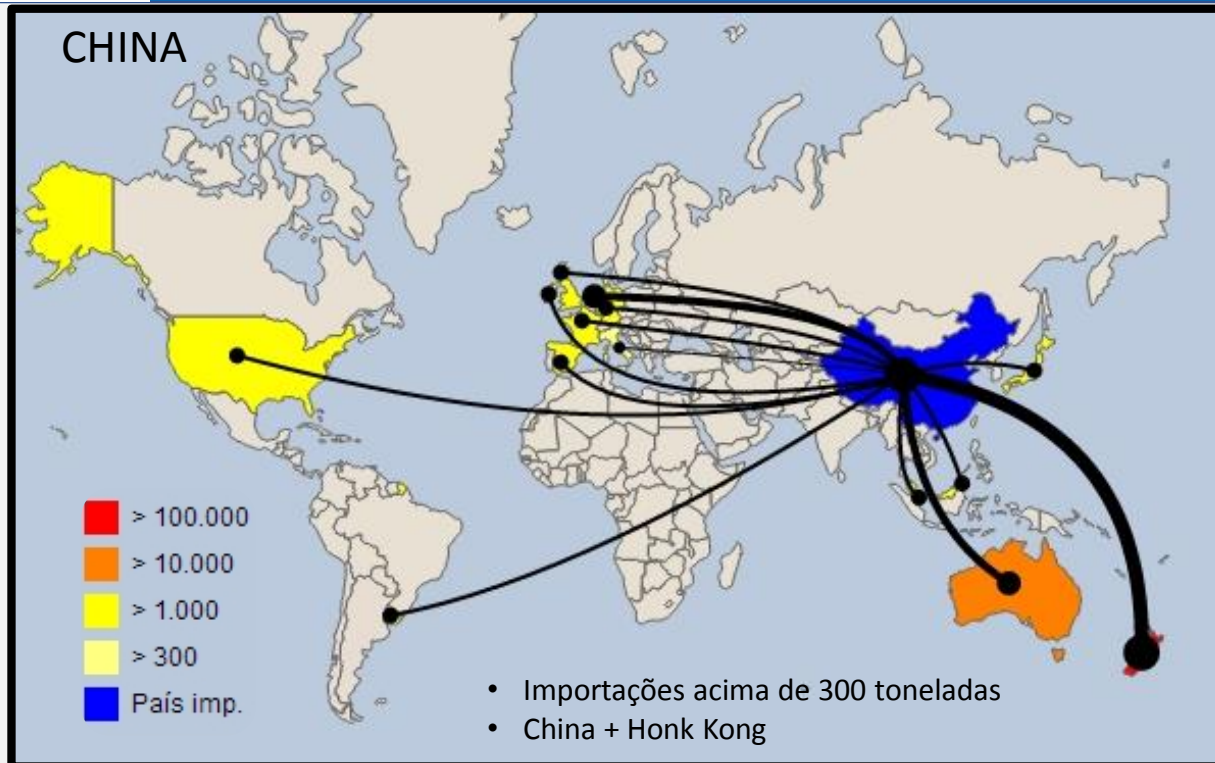
Top 20 - Maiores importadores de LPI - 2016



País	Peso líquido (kg)	Valor(US\$)
China	502.009.465	2.431.090.111
Argélia	221.477.103	542.369.882
Brasil	126.081.142	328.566.549
EAU	122.857.131	297.257.891
Omã	76.117.572	191.782.826
Cingapura	67.510.700	143.632.551
Indonésia	50.951.313	116.774.255
Rússia	48.183.295	129.737.797
Países Baixos	44.498.465	99.309.002
Alemanha	41.301.401	102.492.047
Bélgica	39.071.457	105.836.834
Outra Ásia	30.068.229	75.658.217
Colômbia	29.509.396	82.781.805
Itália	29.461.167	82.514.203
Malásia	28.584.376	91.060.620
Filipinas	21.061.942	47.783.829
Peru	18.816.414	45.786.267
Reino Unido	17.886.061	41.703.312
França	17.768.636	49.842.462
EUA	16.393.351	35.944.947

Preço médio do Kg de LPI importado em US\$ - 2016



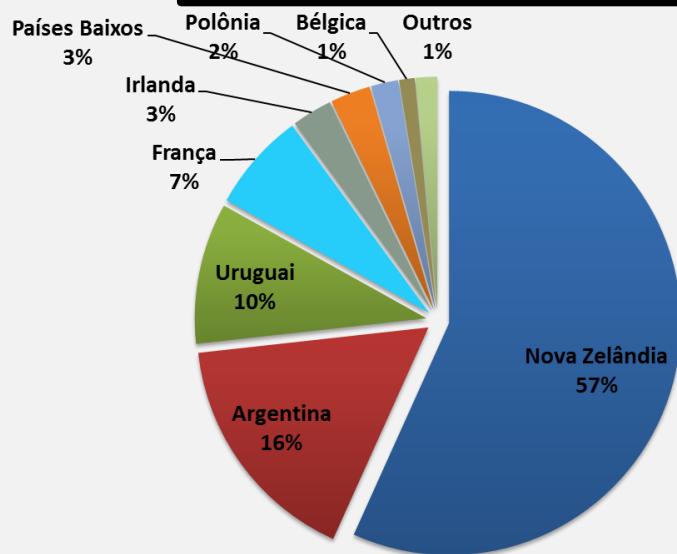
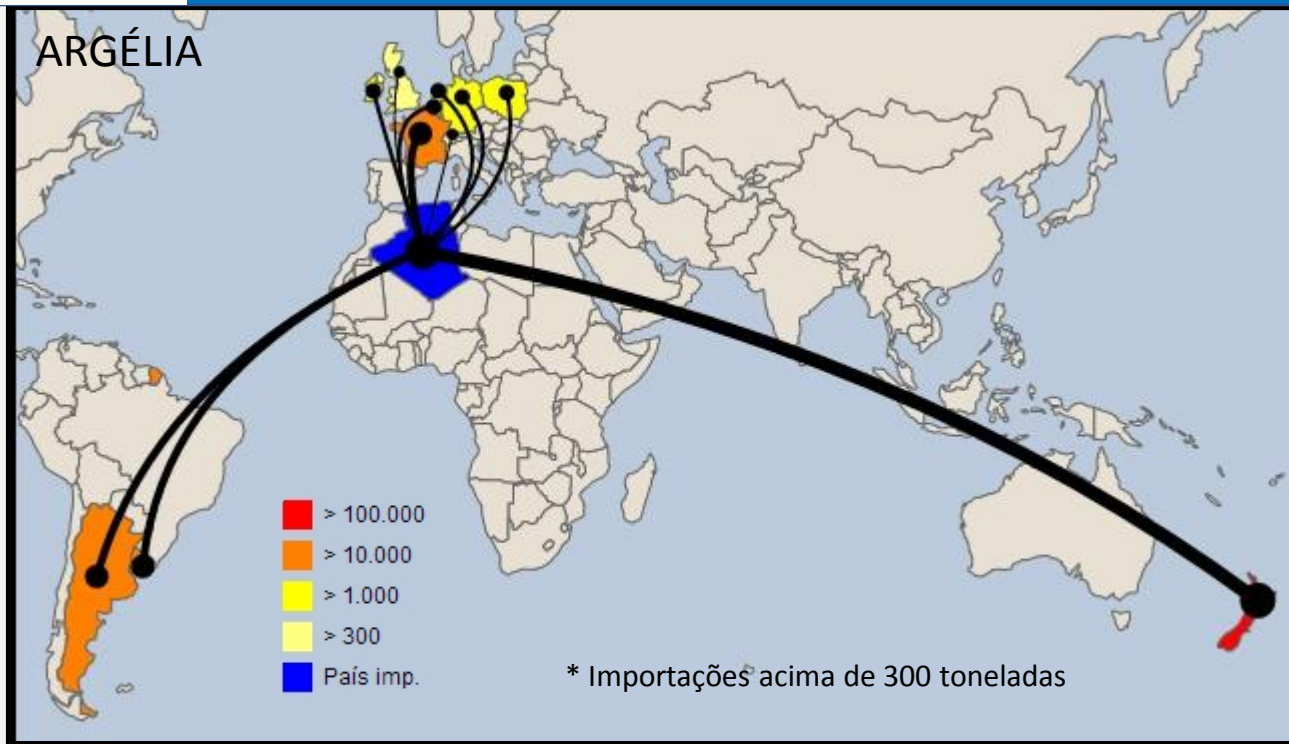


Quantidade Total = **502.009.465 KG**

Valor Total = **2.431.090.111 US\$**

Preço Médio = **4,84 US\$ /KG**

2015 ⇒ **2016** = **+ 20 %**

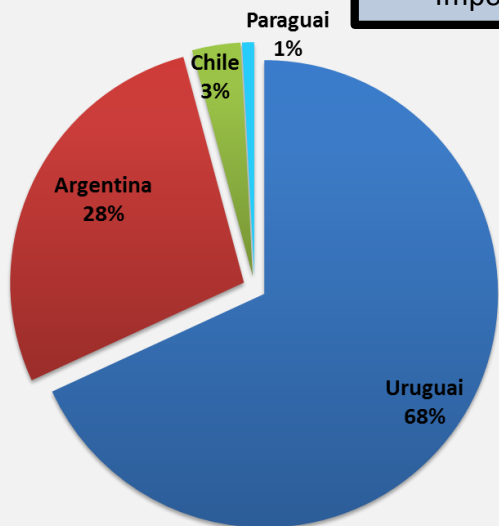
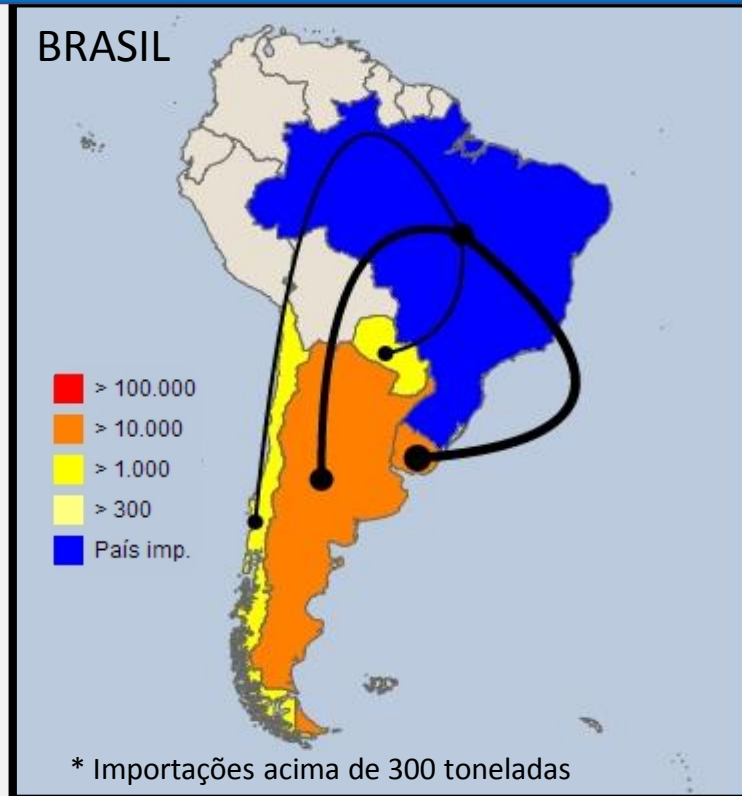


Quantidade Total = **221.477.103 KG**

Valor Total = **542.369.882 US\$**

Preço Médio = **2,45 US\$ /KG**

2015 ⇒ 2016 = - 0,9 %

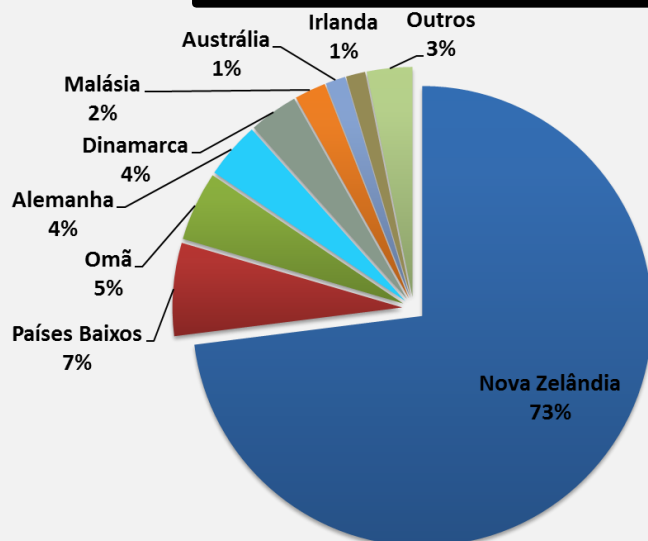
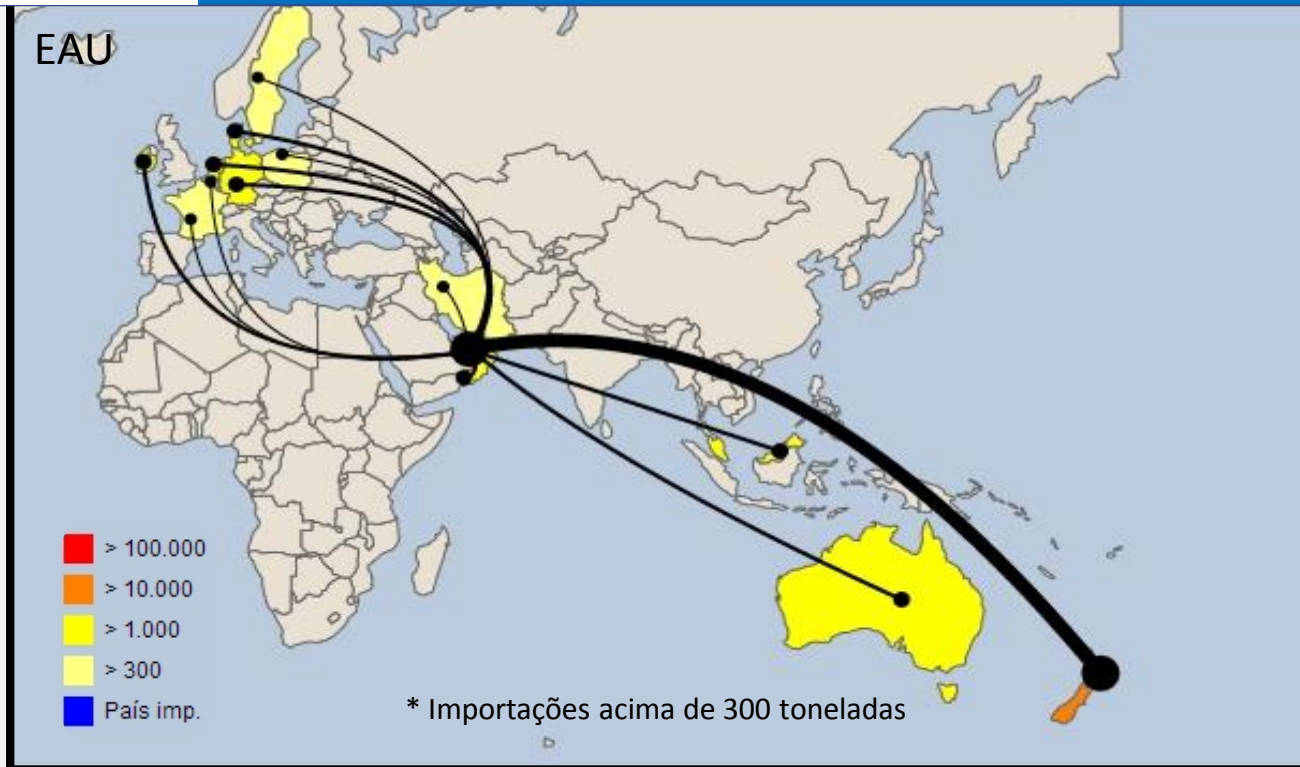


Quantidade Total = **126.081.142 KG**

Valor Total = **328.566.549 US\$**

Preço Médio = **2,61 US\$ /KG**

2015 \Rightarrow **2016** = **+ 115 %**

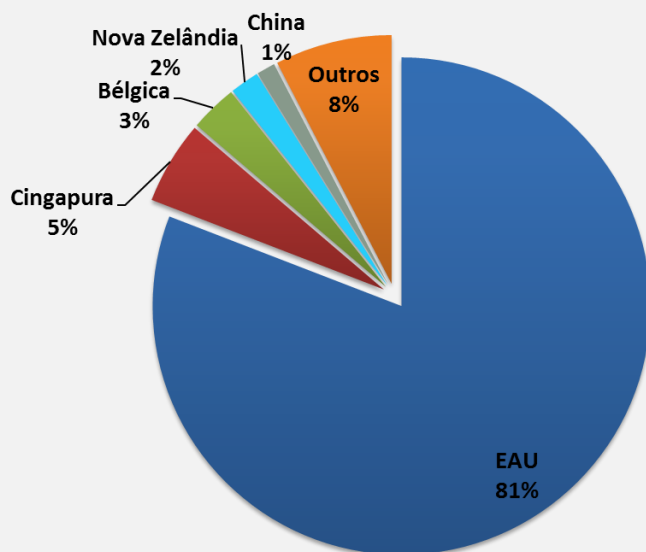
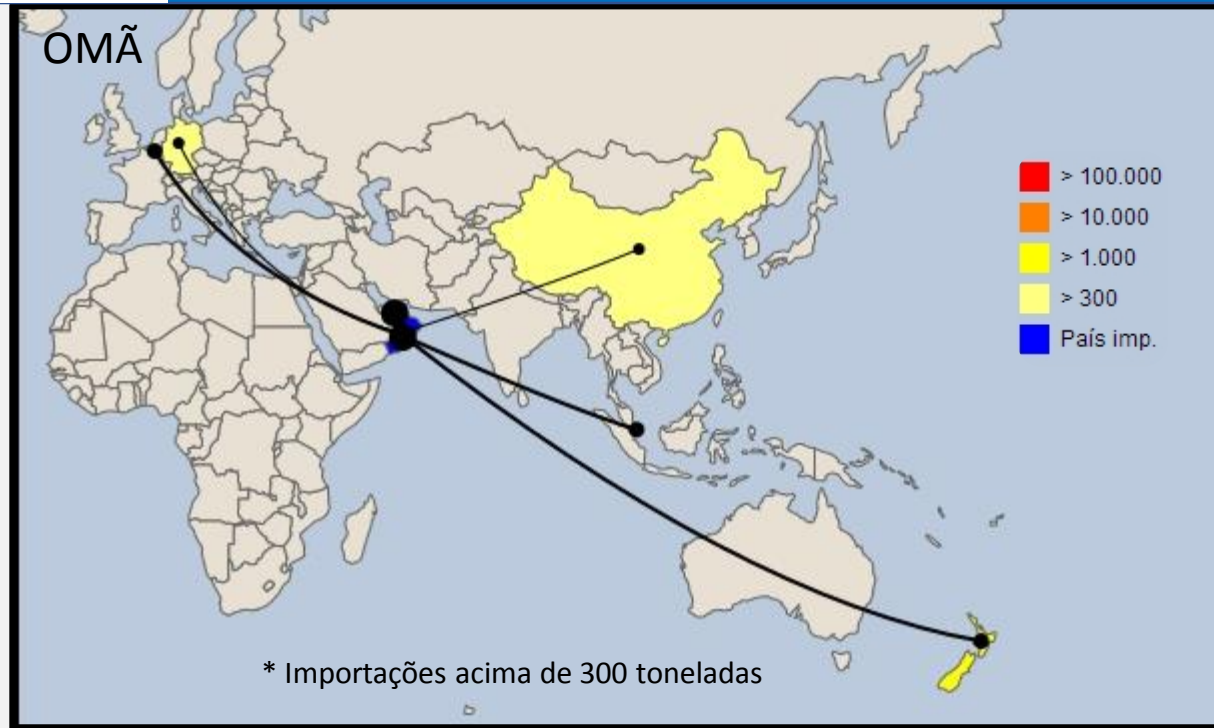


Quantidade Total = **122.857.131 KG**

Valor Total = **297.257.891 US\$**

Preço Médio = **2,42 US\$ /KG**

2015 ⇒ 2016 = - 20 %



Quantidade Total = **76.117.572 KG**

Valor Total = **191.782.826 US\$**

Preço Médio = **2,52 US\$ /KG**

2015 ⇒ **2016** = **- 13 %**