



**TerraViva.com.br**

O site para o agronegócio do leite

## Importações de Leite Fluído - 2015

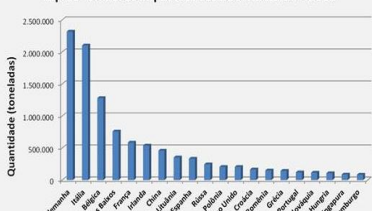
**G100<sup>®</sup>**



**RANKING – TOP 20**

Fonte: Comtrade – Elab. www.terraviva.com.br

Top 20 - Maiores importadores de leite fluido - 2015

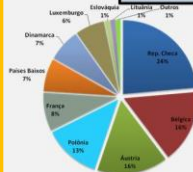
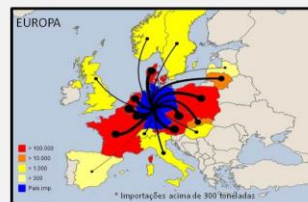


País	Peso líquido (kg)	Valor(US\$)
Alemanha	2.319.081.838	1.090.304.445
Itália	2.102.485.779	885.627.626
Bélgica	1.281.455.847	602.117.265
Países Baixos	760.502.156	456.997.705
França	586.162.467	543.790.322
Irlanda	539.486.431	207.593.164
China	459.617.317	484.632.174
Lituânia	353.605.745	95.957.240
Espanha	335.133.889	151.952.642
Rússia	246.383.979	171.109.899
Polónia	206.426.945	93.229.303
Reino Unido	205.524.368	176.827.252
Croácia	166.548.984	61.111.699
Roménia	150.938.090	66.904.978
Grécia	144.749.432	106.031.723
Portugal	120.782.717	80.942.153
Eslováquia	116.112.384	62.982.850
Hungria	107.289.804	58.512.682
Cingapura	87.705.545	103.656.887
Luxemburgo	84.929.100	52.133.611

Fonte: Comtrade-Elab. www.terraviva.com.br

**MAPAS – TOP 5**

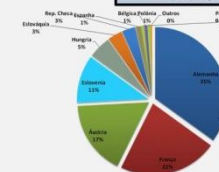
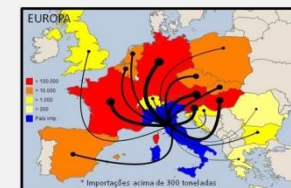
## ALEMANHA



Quantidade Total = **2.319.081.838 KG**  
Valor Total = **1.090.304.445 US\$**  
Preço Médio = **0,47 US\$ /KG**  
2014 ⇒ 2015 = **+12,0 %**

Fonte: Comtrade-Elab. www.terraviva.com.br

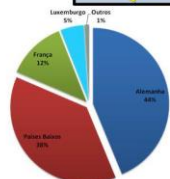
## ITÁLIA



Quantidade Total = **2.102.485.779 KG**  
Valor Total = **885.627.626 US\$**  
Preço Médio = **0,42 US\$ /KG**  
2014 ⇒ 2015 = **-3,23 %**

Fonte: Comtrade-Elab. www.terraviva.com.br

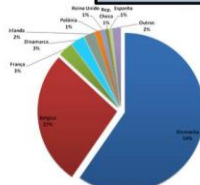
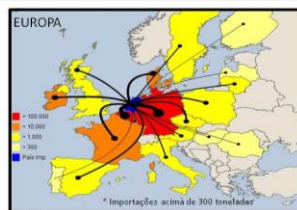

## BÉLGICA



Quantidade Total = **1.281.455.847 KG**  
Valor Total = **602.117.265 US\$**  
Preço Médio = **0,47 US\$ /KG**  
2014 ⇒ 2015 = **+9,57 %**

Fonte: Comtrade-Elab. www.terraviva.com.br

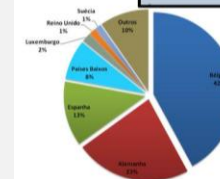
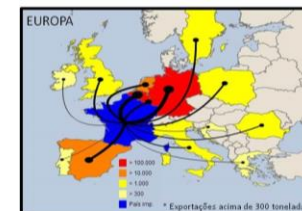
## PAÍSES BAIXO



Quantidade Total = **760.502.156 KG**  
Valor Total = **456.997.705 US\$**  
Preço Médio = **0,60 US\$ /KG**  
2014 ⇒ 2015 = **+7,53 %**

Fonte: Comtrade-Elab. www.terraviva.com.br

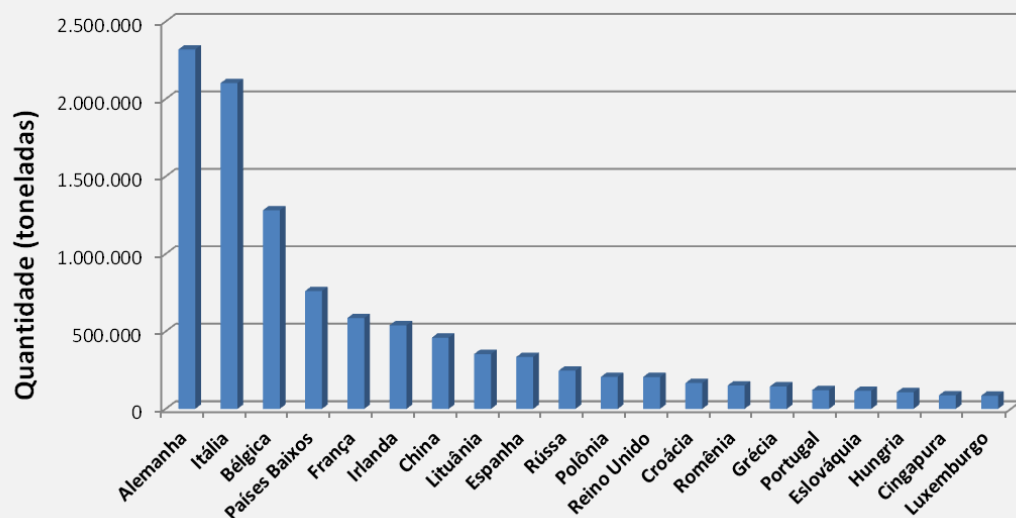
## FRANÇA



Quantidade Total = **586.162.467 KG**  
Valor Total = **543.790.322 US\$**  
Preço Médio = **0,93 US\$ /KG**  
2014 ⇒ 2015 = **+11,3 %**

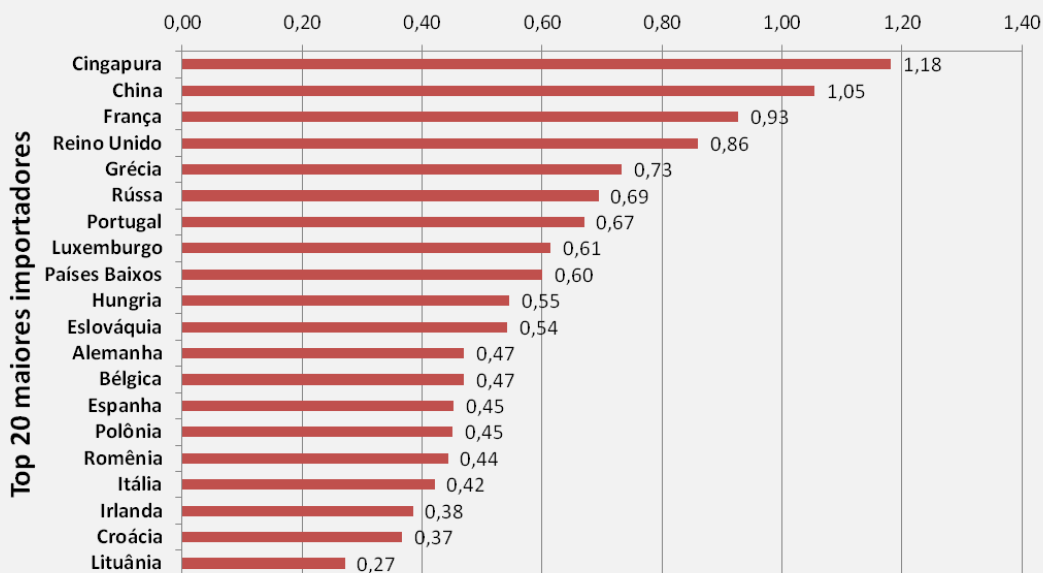
Fonte: Comtrade-Elab. www.terraviva.com.br

**Top 20 - Maiores importadores de leite fluído - 2015**

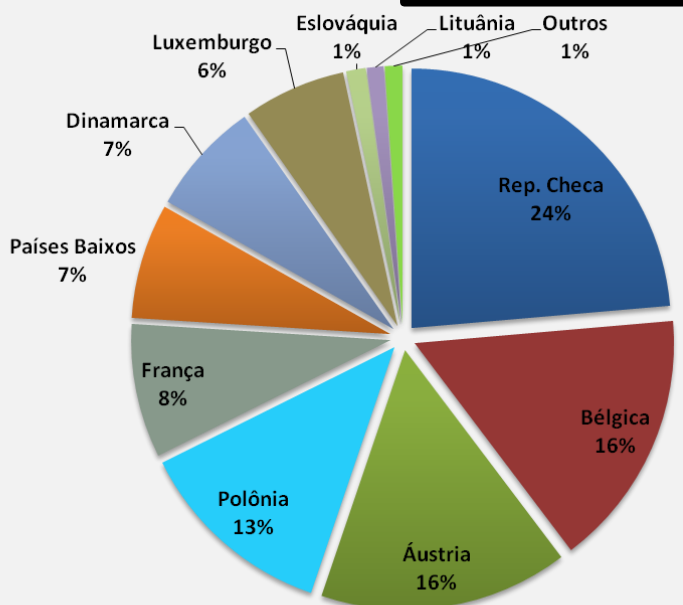
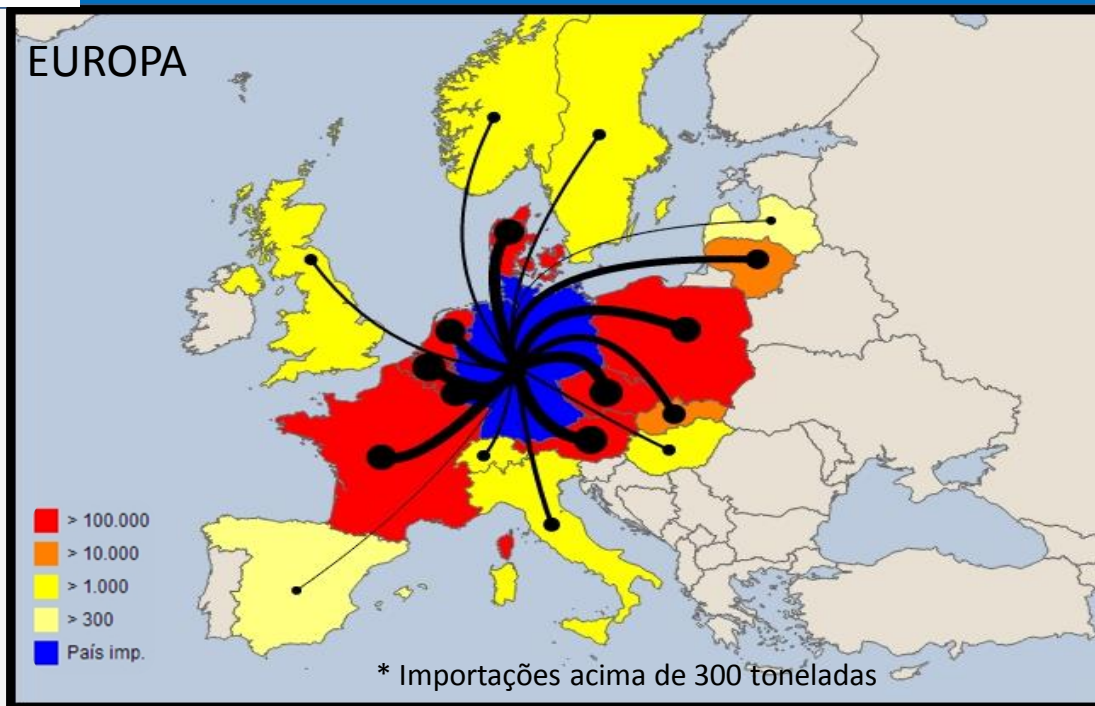


País	Peso líquido (kg)	Valor(US\$)
Alemanha	2.319.081.838	1.090.304.445
Itália	2.102.485.779	885.627.626
Bélgica	1.281.455.847	602.117.265
Países Baixos	760.502.156	456.997.705
França	586.162.467	543.790.322
Irlanda	539.486.431	207.593.164
China	459.617.317	484.632.174
Lituânia	353.605.745	95.957.240
Espanha	335.133.889	151.952.642
Rússia	246.383.979	171.109.899
Polónia	206.426.945	93.229.303
Reino Unido	205.524.368	176.827.252
Croácia	166.548.984	61.111.699
Romênia	150.938.090	66.904.978
Grécia	144.749.432	106.031.723
Portugal	120.782.717	80.942.153
Eslováquia	116.112.384	62.982.850
Hungria	107.289.804	58.512.682
Cingapura	87.705.545	103.656.887
Luxemburgo	84.929.100	52.133.611

**Preço médio do Kg de leite importado em US\$ - 2015**



**RANKING – TOP 20**

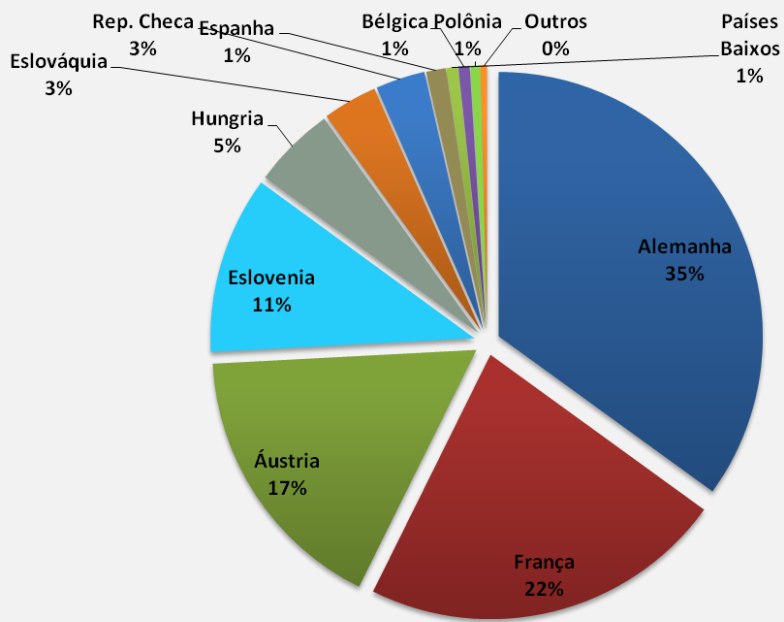
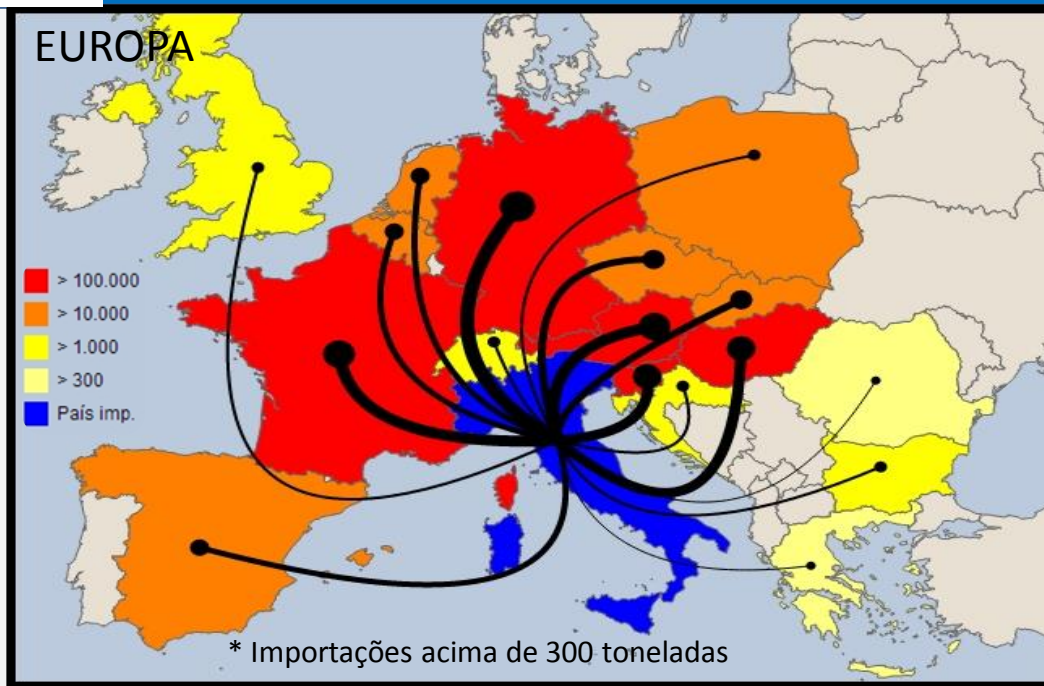


Quantidade Total = **2.319.081.838 KG**

Valor Total = **1.090.304.445 US\$**

Preço Médio = **0,47 US\$ /KG**

**2014** ⇒ **2015 = + 12,0 %**

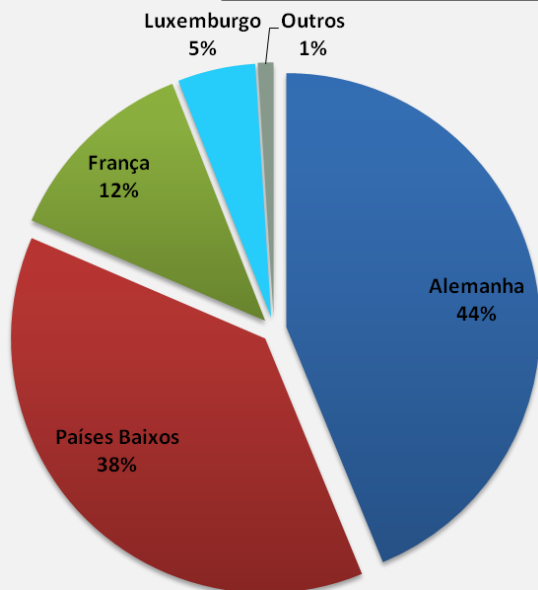
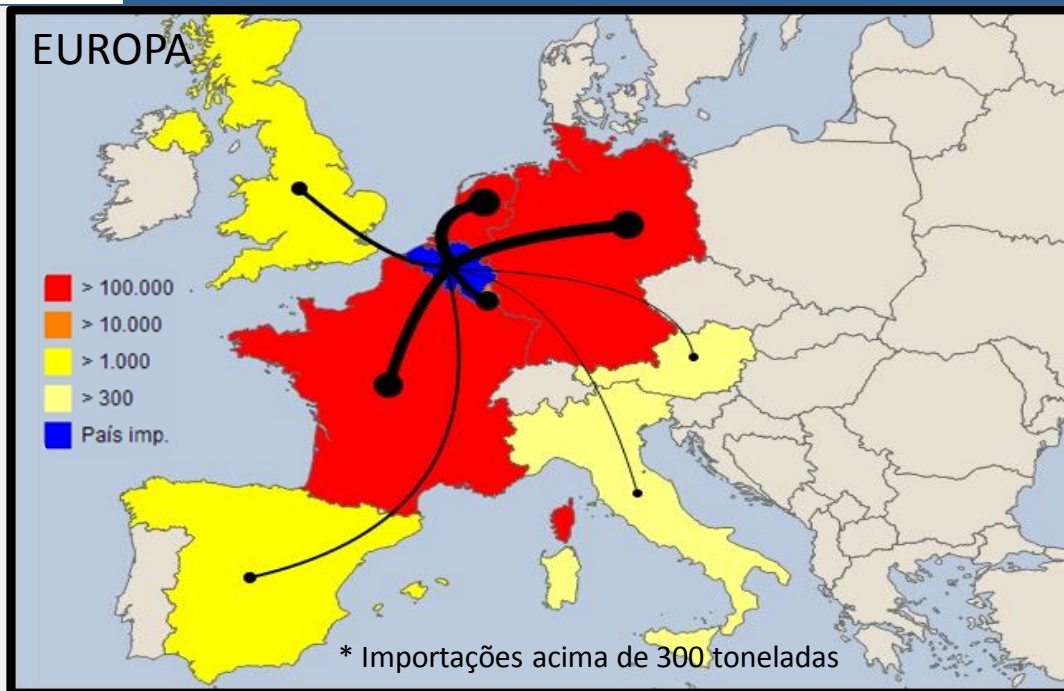


Quantidade Total = **2.102.485.779 KG**

Valor Total = **885.627.626 US\$**

Preço Médio = **0,42 US\$ /KG**

**2014**  $\Rightarrow$  **2015 = - 3,23 %**

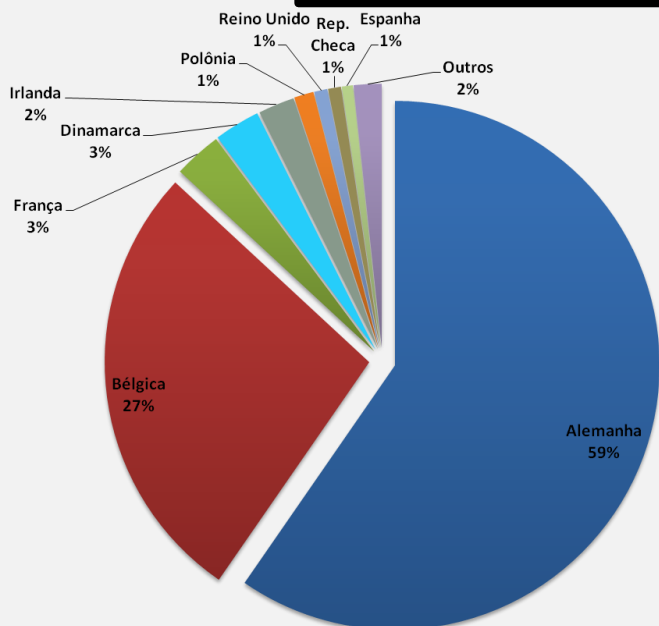
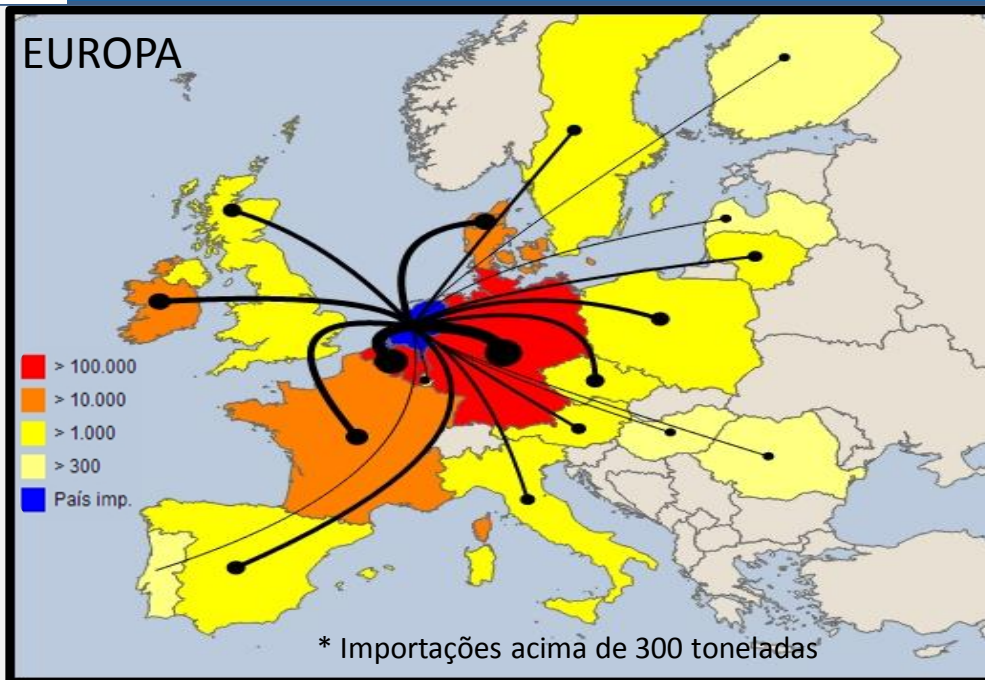


Quantidade Total = **1.281.455.847 KG**

Valor Total = **602.117.265 US\$**

Preço Médio = **0,47 US\$ /KG**

**2014**  $\Rightarrow$  **2015 = + 9,57 %**

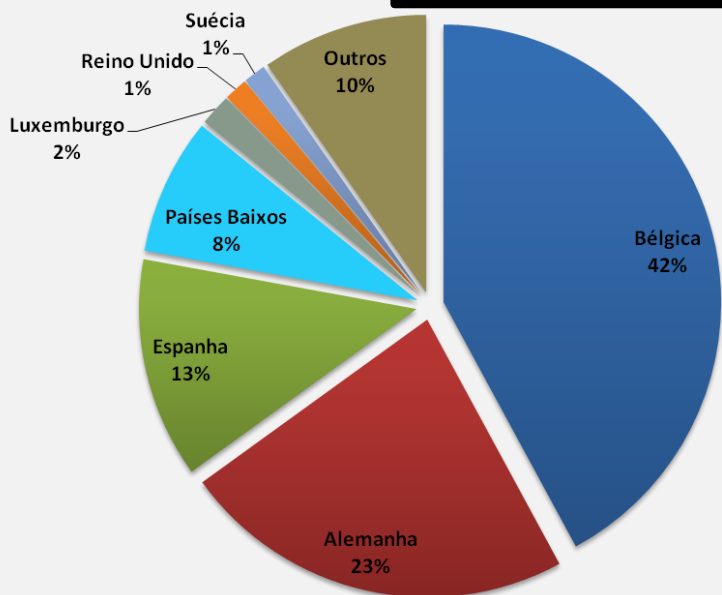
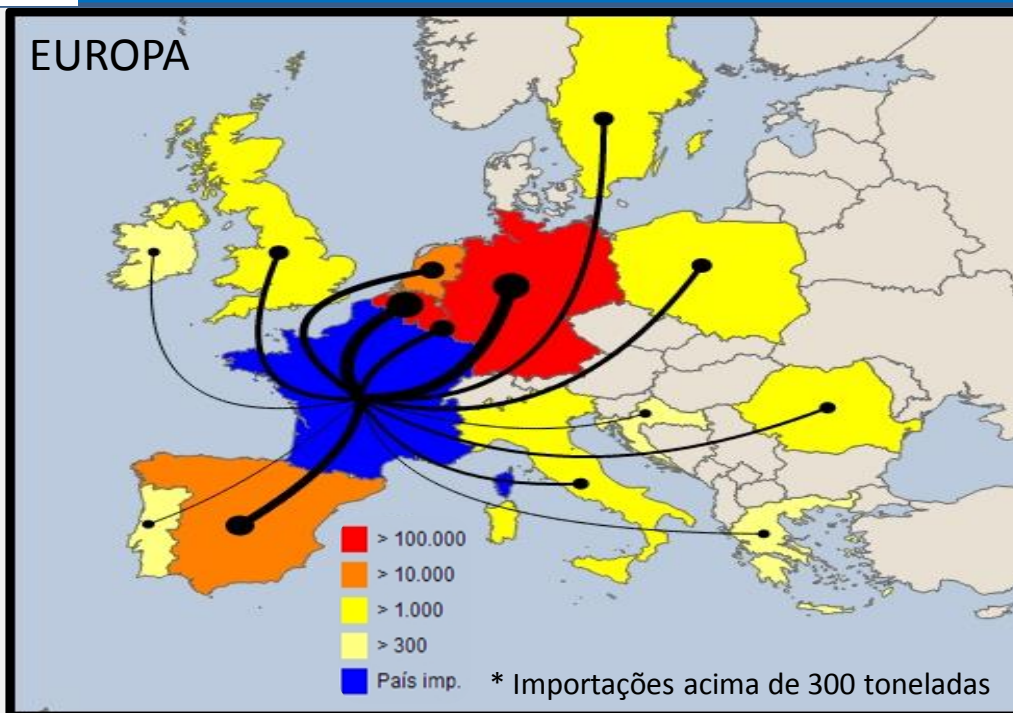


Quantidade Total = **760.502.156 KG**

Valor Total = **456.997.705 US\$**

Preço Médio = **0,60 US\$ /KG**

**2014** ⇒ **2015 = + 7,53 %**



Quantidade Total = **586.162.467 KG**

Valor Total = **543.790.322 US\$**

Preço Médio = **0,93 US\$ /KG**

**2014**  $\Rightarrow$  **2015 = + 11,3 %**